

## Fluoropolymer Cartridge Filters High Flow Rate with a Long Service Life

### TCF-L Type



TCF-□L-S5MF

# Fluoropolymer Cartridge Filters

## High Flow Rate with a Long Service Life

High flow rate with a long services life is increased the production efficiency in all industries especially in the semiconductor, industry, liquid crystal, organic EL pigments and organic synthesis compounds.

### Features

- The membrane filters and the hardware are made of fluoropolymer.
- With superior chemical resistance, the all fluoropolymer cartridge filters is compatible with acid, alkali, organic solvents and liquid crystal.
- The filtration area is increased 1.8 times compared to the conventional products.  
The provides higher performance for process applications with it high flow rate and long service life.
- Cartridge length is 125mm and 250mm with 6 pore sizes range from 0.05µm to 3.00µm.

### Specifications

	TCF-□L-H5M□	TCF-□L-S5M□
Pore Size (µm)	0.05、0.10、0.20、0.50、1.00、3.00	
Maximum operating differential pressure (MPa)*	0.49 (at 25°C)、0.05 (at 150°C)	
Maximum Operating Temperature (°C)*	150	
Filtration Area (cm <sup>2</sup> )	4,160	9,000

\*The maximum operating differential pressure and temperature were determined using silicon oil or glycerin. The maximum operating differential pressure and temperature are dependant on conditions such as temperature, pressure, and liquid filtered. It is recommended to verify conditions before use.

- PTFE membrane is hydrophobic and not for use with liquids with surface tention ≥ 32mN. Prewetting the membrane with isopropyl alcohol or ethyl alcohol will allow filtration of aqueous solutions.
- The plastic cartridge housing can degrade over time. Conditions such as temperature, pressure, and the liquid filtered can all affect the level of degradation. Regular replacement is recommended.



### Applications

- Ideal for aggressive chemicals such as xylene, toluene, THF and hydrofluoric acid.

### Ordering Information

TCF -   L -   5M  

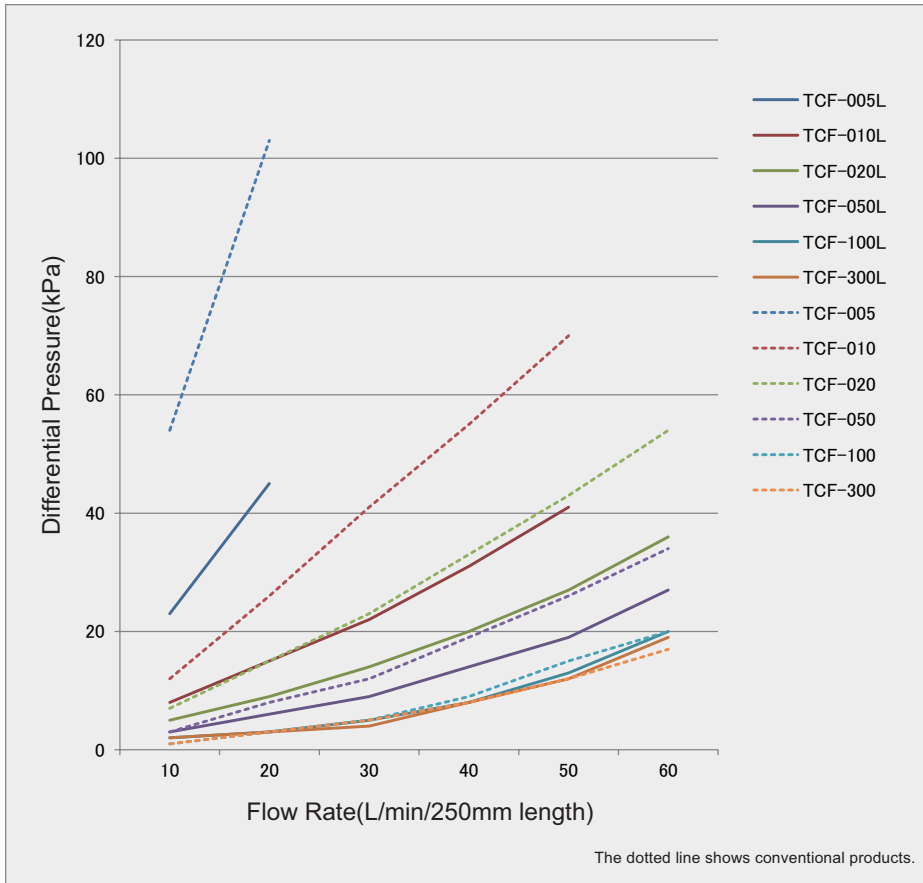
Pore Size Code	Pore Size ( µm )	Length Code	Length (mm)
005	0.05	H	125
010	0.10	S	250
020	0.20		
050	0.50		
100	1.00		
300	3.00		

O-ring Code	O-ring Polymer
F	FEP Encapsulated
P	Perfluoroelastomer

# Fluoropolymer Cartridge Filters High Flow Rate with a Long Service Life

## Typical Water Flow Rate



Pressure drop in a 0.05um pore size is cut in half compared to the conventional one.

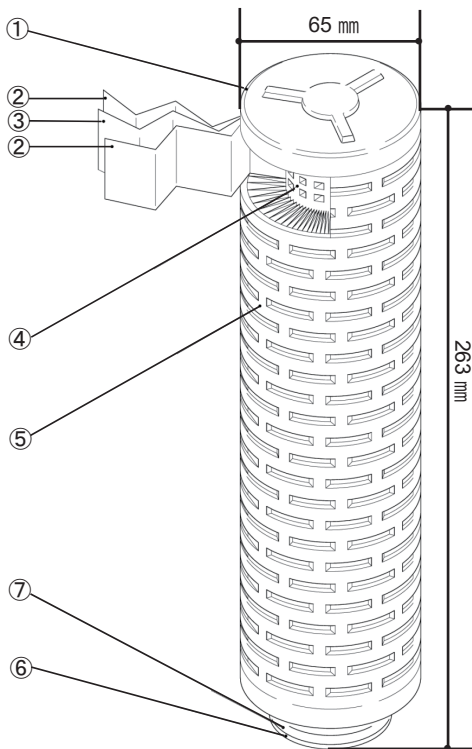
## Particle Retention

Model	Particle size					
	0.05μm	0.10μm	0.20μm	0.50μm	1.00μm	3.00μm
TCF-005L	99.92%					
TCF-010L		99.94%				
TCF-020L			99.99%			
TCF-050L				99.99%		
TCF-100L					99.99%	
TCF-300L						99.98%

● Test Criteria: Single length (250mm) cartridge, flow rate 10L/min

# Fluoropolymer Cartridge Filters

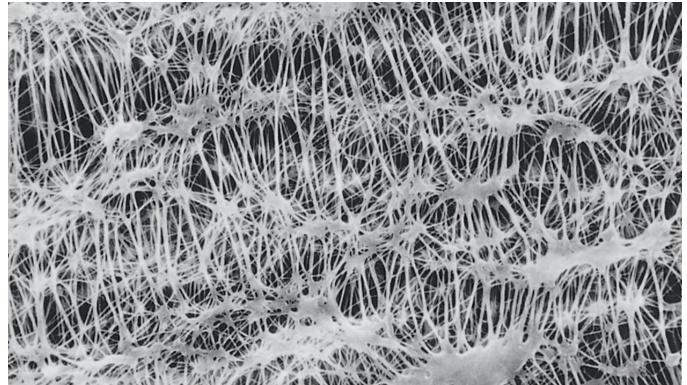
## High Flow Rate with a Long Service Life



### Materials

- |                             |   |
|-----------------------------|---|
| ① Blind Cap                 | : PFA                                       |
| ② Support Media             | : PFA                                       |
| ③ Membrane                  | : PTFE                                      |
| ④ Core Tube                 | : PFA                                       |
| ⑤ Outer Sleeve              | : PFA                                       |
| ⑥ Attachment for 222 O-ring | : PFA                                       |
| ⑦ 222 O-ring                | : FEP Encapsulated<br>or Perfluoroelastomer |

### SEM Image of Filter Surface



0.05  $\mu\text{m}$  , 0.10  $\mu\text{m}$  , 0.20  $\mu\text{m}$  and 0.50  $\mu\text{m}$  cartridge filters are intended for general industrial use.

Not certified in the following applications.

- Manufactured under GMP (Good Manufacturing Practice)
- Medical equipment parts
- Direct contact with food or cosmetics

Recommended for general industrial use only. Not certified for any other applications.

1.0  $\mu\text{m}$  and 3.0  $\mu\text{m}$  retentions support a wide range of applications



Do not incinerate

### CAUTION

- Do not incinerate the product.  
When you dispose of this product, follow corresponding regulations.

- Specifications listed in this catalog represent values in effect at the time of printing and are subject to change without notice.
- ADVANTEC is trademark/registered trademark in Japan and other countries of Toyo Roshiki Kaisha, Ltd. and its group companies.

Toward the Future of Science  
**ADVANTEC**<sup>®</sup>

**ADVANTEC TOYO KAISHA, LTD.**

Overseas Trade Division

Hibiya-Kokusai BLDG 5F, 2-2-3, Uchisaiwaicho, Chiyoda-ku,  
Tokyo, 100-0011 Japan

Phone: +81-3-5521-2160 Fax: +81-3-5521-2182

URL: <https://www.ADVANTEC.co.jp/en/>

E-mail: [info-shohin@ADVANTEC.co.jp](mailto:info-shohin@ADVANTEC.co.jp)

121-E-06-20060